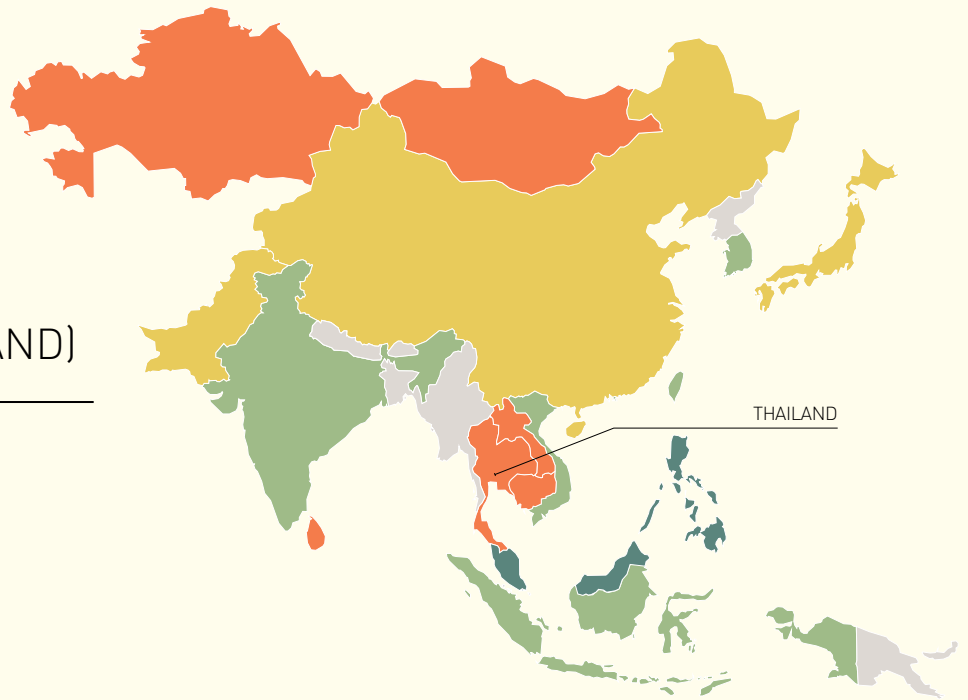


# ประเทศไทย

(THAILAND)

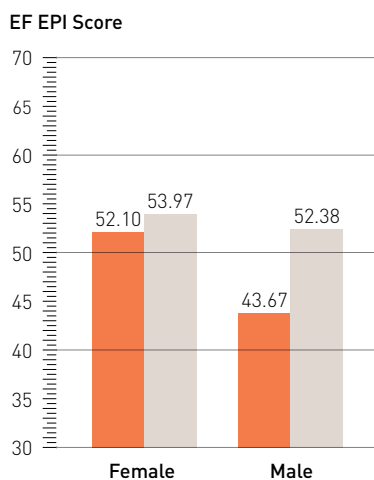


**VERY LOW** PROFICIENCY  
 EF EPI SCORE: 47.21  
 #56 OUT OF 72 COUNTRIES

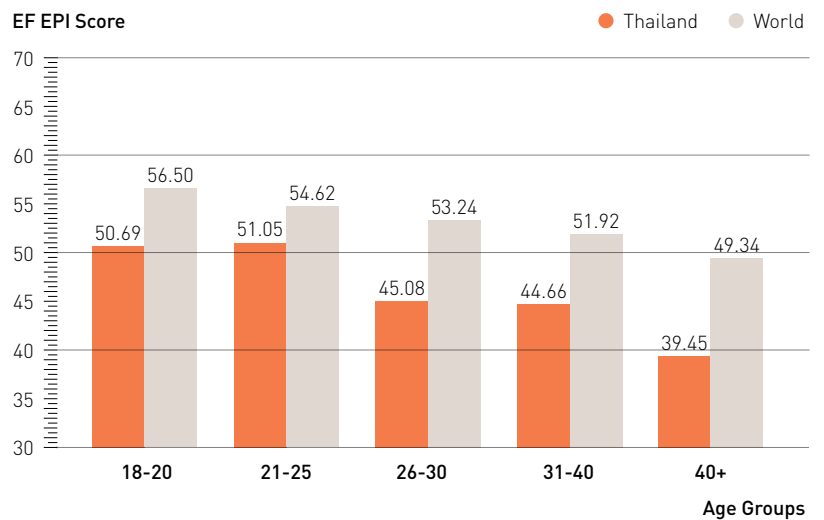
Country/Region	EF EPI	Country/Region	EF EPI
Singapore	63.52	Macau	51.36
Malaysia	60.70	China	50.94
Philippines	60.33	Pakistan	48.78
India	57.30	Kazakhstan	47.42
South Korea	54.87	Thailand	47.21
Hong Kong	54.29	Sri Lanka	46.58
Vietnam	54.06	Mongolia	42.77
Indonesia	52.94	Cambodia	39.48
Taiwan	52.82	Laos	38.45
Japan	51.69		

PROFICIENCY BANDS    ● Very High    ● High    ● Moderate    ● Low    ● Very Low

## GENDER GAP











## GENERATION GAP



# THAILAND

## COUNTRY PROFILE

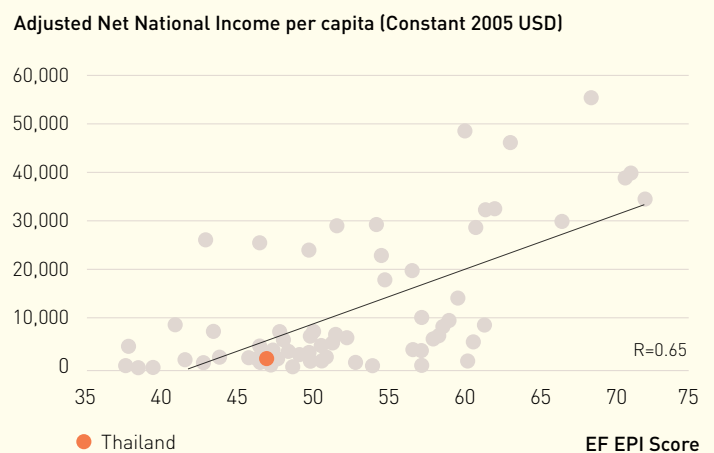
This brief country profile provides facts and figures that illustrate local conditions and challenges for English language education. Education spending refers to the percentage of total government expenditure dedicated to education. Internet penetration is the percentage of people in the country with access to the Internet.

	<b>EF EPI Score Change from Last Year</b>	+1.86 ↗
	<b>TOEFL iBT/IELTS GT Scores</b>	77; 5.3
	<b>Mean Years of Schooling</b>	7.3
	<b>Education Spending</b>	20.7%
	<b>Gross National Income per capita</b>	14,870 USD
	<b>Population</b>	67,976,405
	<b>Internet Penetration</b>	34.9%
	<b>Languages</b>	Thai (official) 90.7%, Burmese 1.3%, other 8%

Sources: World Bank, CIA World Factbook, ETS, and IELTS

## ENGLISH AND EARNING POWER

The EF EPI has consistently found correlations between English ability and earning power, quality of life, innovation, and a range of other social and economic indicators. This correlation graph shows a positive relationship between countries' English proficiency and their adjusted net income per capita.



Source: World Bank, 2014

## ABOUT THE EF EPI

The EF English Proficiency Index (EF EPI) is the world's most comprehensive ranking of countries by adult English skills. This country fact sheet is a companion to the EF EPI sixth edition report. To read the full EF EPI report, with a ranking of 72 countries and territories, regional analyses, and demographic trends, visit [www.ef.com/epi](http://www.ef.com/epi). The EF English Proficiency Index is published by EF Learning Labs, a division of EF Education First.

