

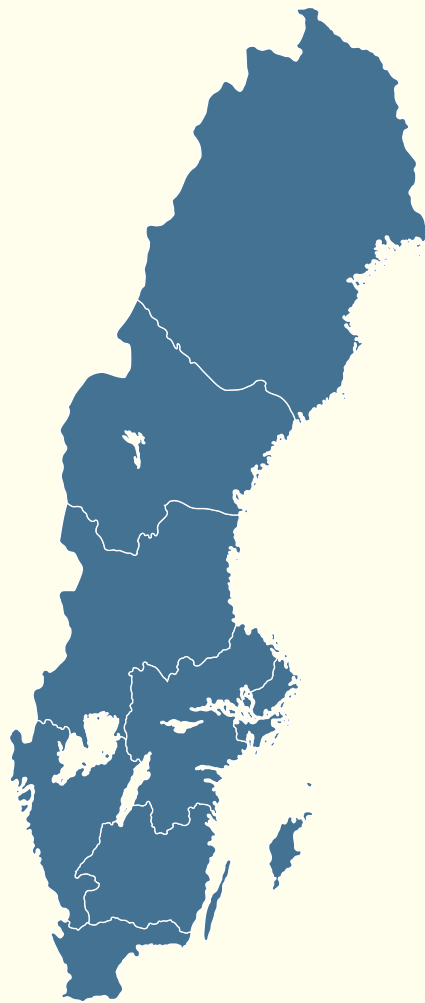
Sverige

(SWEDEN)

VERY HIGH PROFICIENCY

EF EPI SCORE: 70.81

#3 OUT OF 72 COUNTRIES

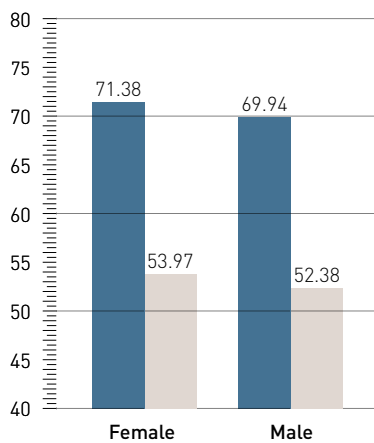


Region	EF EPI
West Sweden	72.10
South Sweden	71.66
Småland, Öland, and Gotland	70.95
Upper Norrland	70.69
Stockholm	70.66
East Middle Sweden	70.48
North Middle Sweden	69.55
Middle Norrland	67.08

PROFICIENCY BANDS ● Very High ● High ● Moderate ● Low ● Very Low *Region division according to NUTS, Eurostat 2013

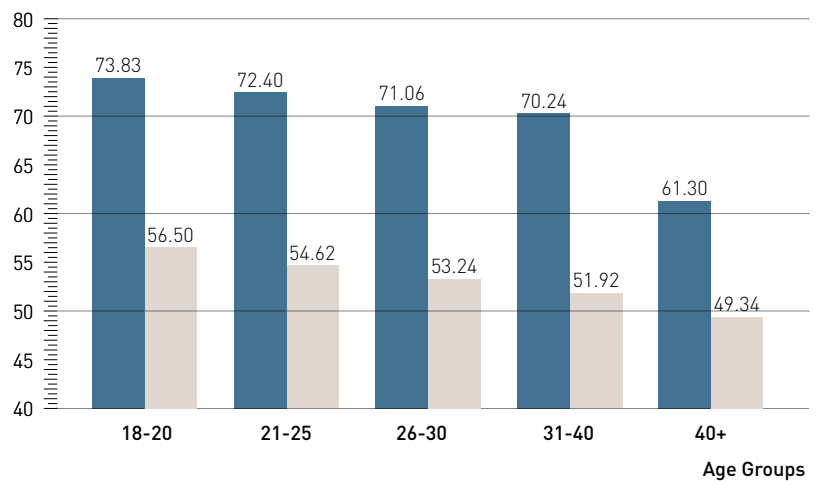
GENDER GAP

EF EPI Score



GENERATION GAP









EF EPI Score



SWEDEN

COUNTRY PROFILE

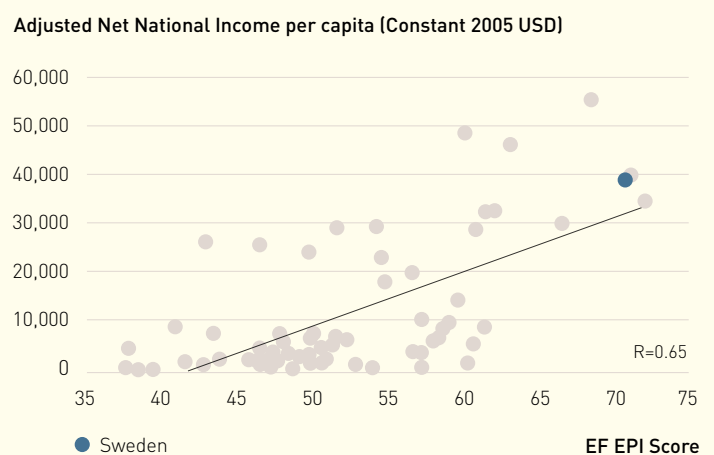
This brief country profile provides facts and figures that illustrate local conditions and challenges for English language education. Education spending refers to the percentage of total government expenditure dedicated to education. Internet penetration is the percentage of people in the country with access to the Internet.

	EF EPI Score Change from Last Year	-0.13 ↘
	TOEFL iBT/IELTS GT Scores	92; N/A
	Mean Years of Schooling	12.1
	Education Spending	13.2%
	Gross National Income per capita	46,750 USD
	Population	9,801,616
	Internet Penetration	92.5%
	Languages	Swedish (official), small Sami- and Finnish-speaking minorities

Sources: World Bank, CIA World Factbook, ETS, and IELTS

ENGLISH AND EARNING POWER

The EF EPI has consistently found correlations between English ability and earning power, quality of life, innovation, and a range of other social and economic indicators. This correlation graph shows a positive relationship between countries' English proficiency and their adjusted net income per capita.



Source: World Bank, 2014

ABOUT THE EF EPI

The EF English Proficiency Index (EF EPI) is the world's most comprehensive ranking of countries by adult English skills. This country fact sheet is a companion to the EF EPI sixth edition report. To read the full EF EPI report, with a ranking of 72 countries and territories, regional analyses, and demographic trends, visit www.ef.com/epi. The EF English Proficiency Index is published by EF Learning Labs, a division of EF Education First.

