

Россия

(RUSSIA)

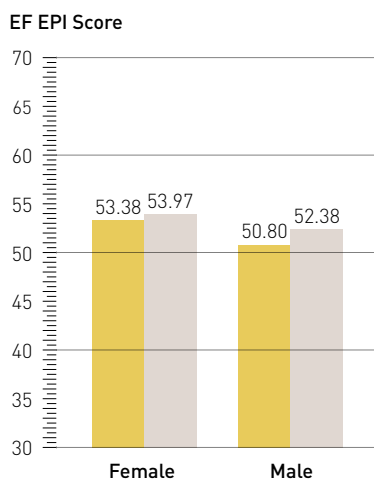
LOW PROFICIENCY
 EF EPI SCORE: 52.32
 #34 OUT OF 72 COUNTRIES



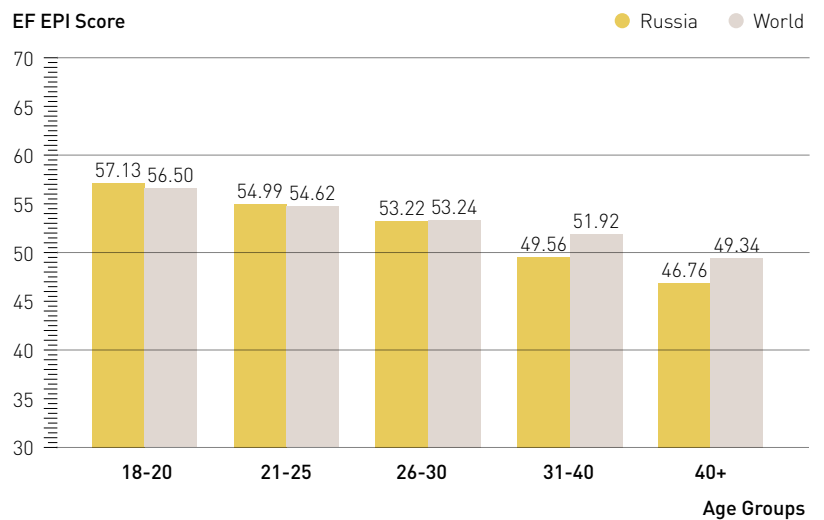
Region	EF EPI	City	EF EPI
Central	53.36	St. Petersburg	54.23
Central Black Earth	52.63	Moscow	53.31
Northwestern	52.14	Vladivostok	51.80
Volga	51.48	Novosibirsk	51.09
Ural	50.91	Kazan	49.66
North Caucasus	50.87		
Northern	50.63		
Far Eastern	50.30		
West Siberian	50.09		
Volga-Vyatka	49.82		
East Siberian	49.63		

PROFICIENCY BANDS ● Very High ● High ● Moderate ● Low ● Very Low

GENDER GAP











GENERATION GAP



RUSSIA

COUNTRY PROFILE

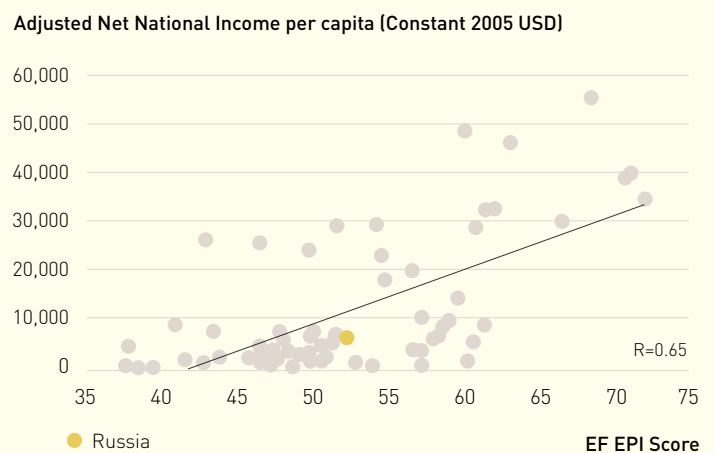
This brief country profile provides facts and figures that illustrate local conditions and challenges for English language education. Education spending refers to the percentage of total government expenditure dedicated to education. Internet penetration is the percentage of people in the country with access to the Internet.

	EF EPI Score Change from Last Year	+0.73 ↗
	TOEFL iBT/IELTS GT Scores	87; 6.5
	Mean Years of Schooling	12.0
	Education Spending	12.0%
	Gross National Income per capita	24,710 USD
	Population	142,423,773
	Internet Penetration	70.5%
	Languages	Russian (official), Tatar, Chechen, Bashkir

Sources: World Bank, CIA World Factbook, ETS, and IELTS

ENGLISH AND EARNING POWER

The EF EPI has consistently found correlations between English ability and earning power, quality of life, innovation, and a range of other social and economic indicators. This correlation graph shows a positive relationship between countries' English proficiency and their adjusted net income per capita.



Source: World Bank, 2014

ABOUT THE EF EPI

The EF English Proficiency Index (EF EPI) is the world's most comprehensive ranking of countries by adult English skills. This country fact sheet is a companion to the EF EPI sixth edition report. To read the full EF EPI report, with a ranking of 72 countries and territories, regional analyses, and demographic trends, visit www.ef.com/epi. The EF English Proficiency Index is published by EF Learning Labs, a division of EF Education First.

