

Perú

(PERU)



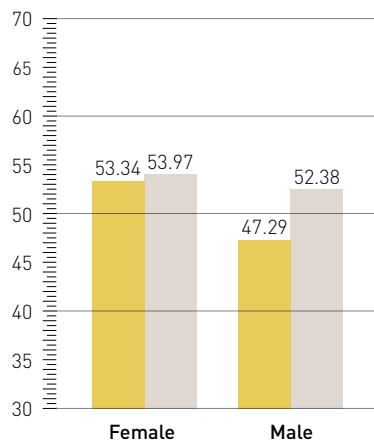
LOW PROFICIENCY
 EF EPI SCORE: 49.83
 #45 OUT OF 72 COUNTRIES

Country	EF EPI	Country	EF EPI
Argentina	58.40	Guatemala	47.64
Dominican Republic	57.24	Venezuela	46.53
Uruguay	51.63	El Salvador	43.83
Costa Rica	51.35		
Brazil	50.66		
Chile	50.10		
Mexico	49.88		
Peru	49.83		
Ecuador	49.13		
Colombia	48.41		
Panama	48.08		

PROFICIENCY BANDS ● Very High ● High ● Moderate ● Low ● Very Low

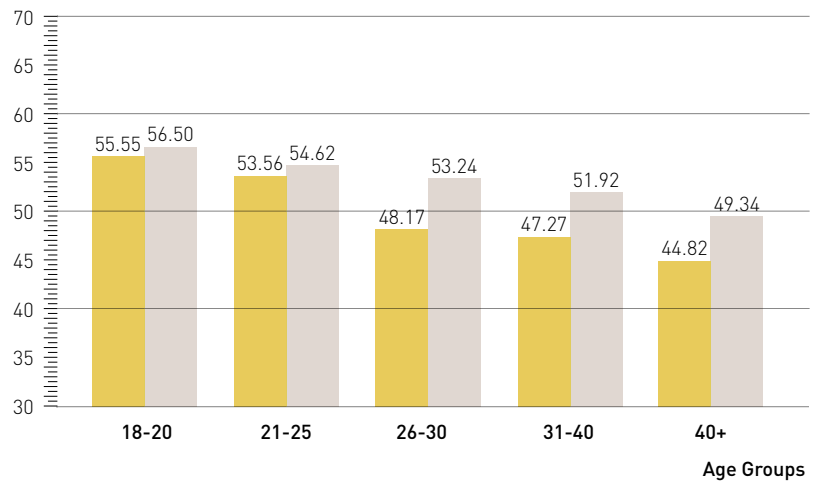
GENDER GAP

EF EPI Score



GENERATION GAP









EF EPI Score



PERU

COUNTRY PROFILE

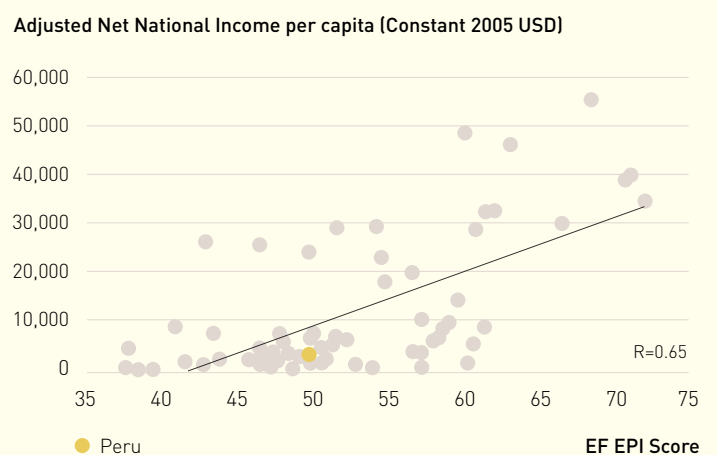
This brief country profile provides facts and figures that illustrate local conditions and challenges for English language education. Education spending refers to the percentage of total government expenditure dedicated to education. Internet penetration is the percentage of people in the country with access to the Internet.

	EF EPI Score Change from Last Year	-2.63 ↓
	TOEFL iBT/IELTS GT Scores	86; N/A
	Mean Years of Schooling	9.0
	Education Spending	15.2%
	Gross National Income per capita	11,440 USD
	Population	30,444,999
	Internet Penetration	40.2%
	Languages	Spanish (official) 84.1%, Quechua (official) 13%, Aymara (official) 1.7%

Sources: World Bank, CIA World Factbook, ETS, and IELTS

ENGLISH AND EARNING POWER

The EF EPI has consistently found correlations between English ability and earning power, quality of life, innovation, and a range of other social and economic indicators. This correlation graph shows a positive relationship between countries' English proficiency and their adjusted net income per capita.



Source: World Bank, 2014

ABOUT THE EF EPI

The EF English Proficiency Index (EF EPI) is the world's most comprehensive ranking of countries by adult English skills. This country fact sheet is a companion to the EF EPI sixth edition report. To read the full EF EPI report, with a ranking of 72 countries and territories, regional analyses, and demographic trends, visit www.ef.com/epi. The EF English Proficiency Index is published by EF Learning Labs, a division of EF Education First.

