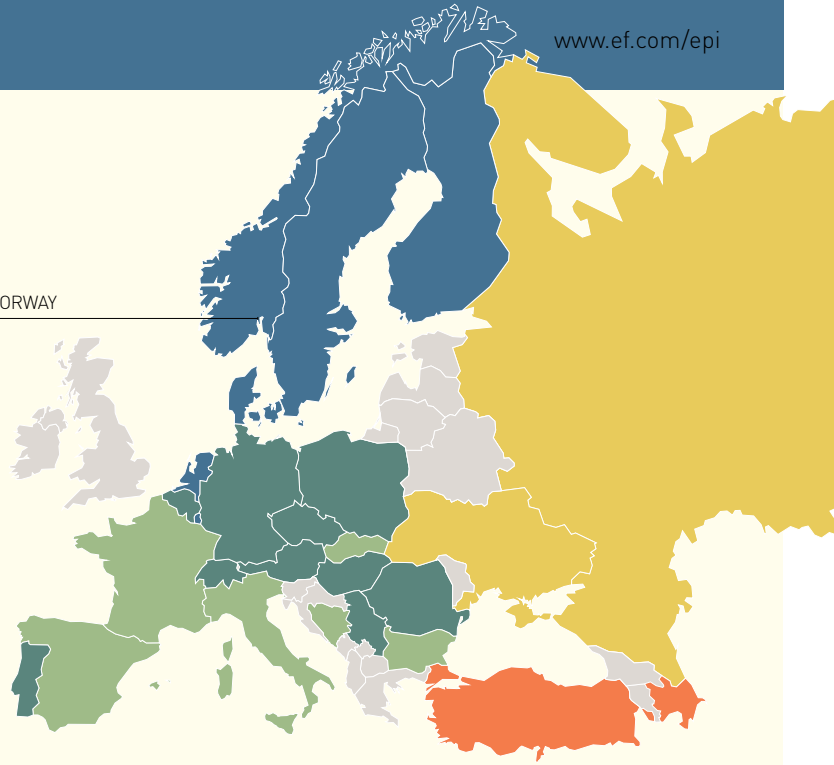


Norge

(NORWAY)

NORWAY



VERY HIGH PROFICIENCY

EF EPI SCORE: 68.54

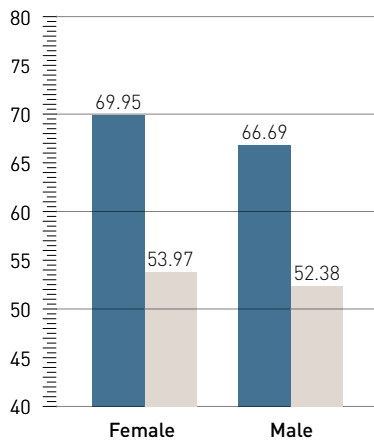
#4 OUT OF 72 COUNTRIES

Country	EF EPI	Country	EF EPI	Country	EF EPI
Netherlands	72.16	Switzerland	60.17	Italy	54.63
Denmark	71.15	Portugal	59.68	France	54.33
Sweden	70.81	Czech Republic	59.09	Russia	52.32
Norway	68.54	Serbia	59.07	Ukraine	50.62
Finland	66.61	Hungary	58.72	Turkey	47.89
Luxembourg	63.20	Romania	58.14	Azerbaijan	46.90
Austria	62.13	Slovakia	57.34		
Germany	61.58	Bulgaria	56.79		
Poland	61.49	Spain	56.66		
Belgium	60.90	Bosnia & Herzegovina	56.17		

PROFICIENCY BANDS ● Very High ● High ● Moderate ● Low ● Very Low

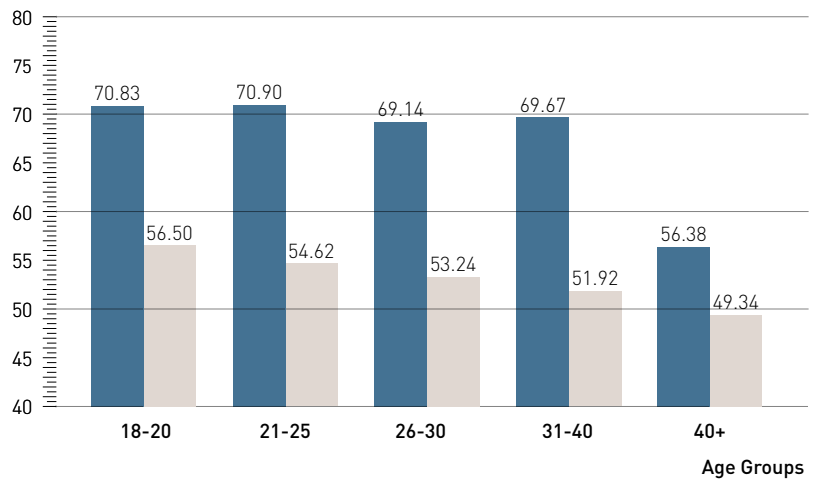
GENDER GAP

EF EPI Score



GENERATION GAP









EF EPI Score



NORWAY

COUNTRY PROFILE

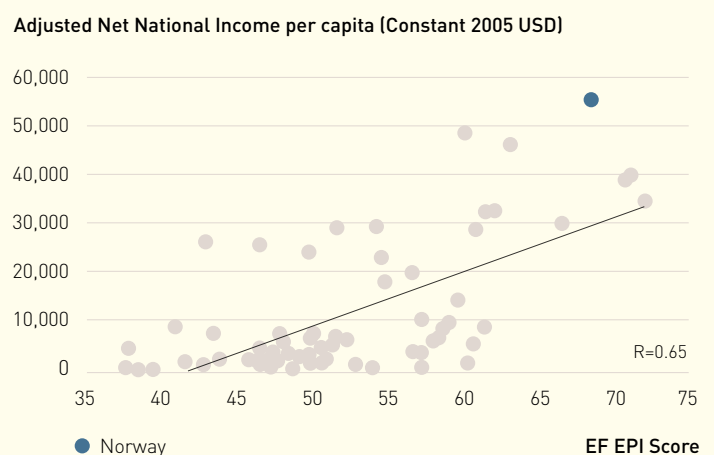
This brief country profile provides facts and figures that illustrate local conditions and challenges for English language education. Education spending refers to the percentage of total government expenditure dedicated to education. Internet penetration is the percentage of people in the country with access to the Internet.

	EF EPI Score Change from Last Year	+0.71 ↗
	TOEFL iBT/IELTS GT Scores	92; N/A
	Mean Years of Schooling	12.6
	Education Spending	15.0%
	Gross National Income per capita	66,330 USD
	Population	5,207,689
	Internet Penetration	96.3%
	Languages	Bokmal Norwegian (official), Nynorsk Norwegian (official), Sami

Sources: World Bank, CIA World Factbook, ETS, and IELTS

ENGLISH AND EARNING POWER

The EF EPI has consistently found correlations between English ability and earning power, quality of life, innovation, and a range of other social and economic indicators. This correlation graph shows a positive relationship between countries' English proficiency and their adjusted net income per capita.



Source: World Bank, 2014

ABOUT THE EF EPI

The EF English Proficiency Index (EF EPI) is the world's most comprehensive ranking of countries by adult English skills. This country fact sheet is a companion to the EF EPI sixth edition report. To read the full EF EPI report, with a ranking of 72 countries and territories, regional analyses, and demographic trends, visit www.ef.com/epi. The EF English Proficiency Index is published by EF Learning Labs, a division of EF Education First.

