

México

(MEXICO)

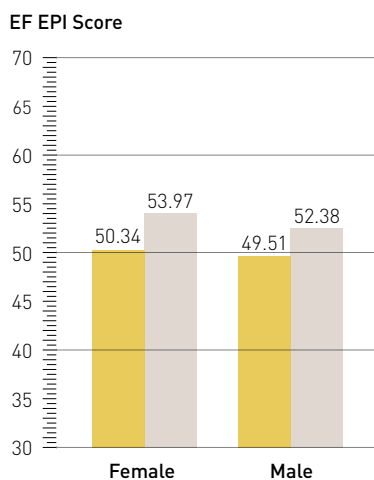
LOW PROFICIENCY
 EF EPI SCORE: 49.88
 #43 OUT OF 72 COUNTRIES



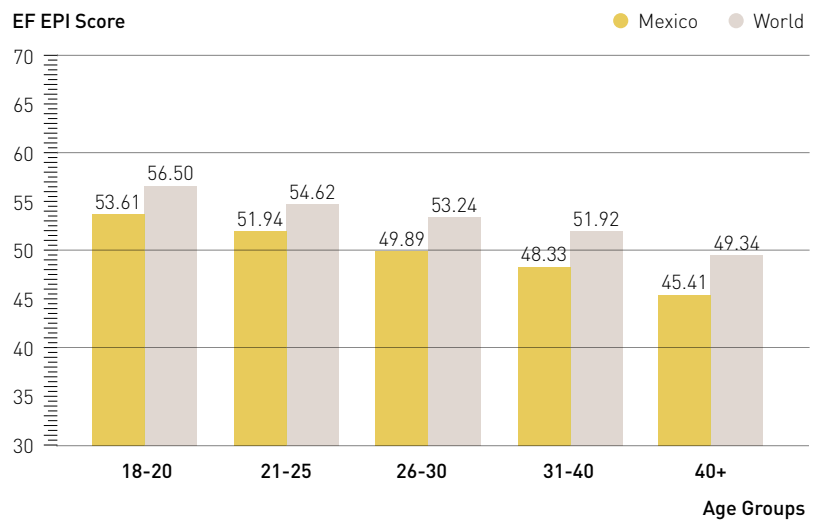
Region	EF EPI	Region	EF EPI	Region	EF EPI	City	EF EPI
Federal District	53.50	Chihuahua	48.16	Quintana Roo	45.05	Mexico City	53.50
Querétaro	52.49	Michoacán	47.94	Oaxaca	44.77	Monterrey	53.09
Sinaloa	52.32	Tamaulipas	47.88	Hidalgo	44.74	Culiacán	53.05
Nuevo León	52.21	Sonora	47.84	Campeche	44.66	Querétaro	52.04
San Luis Potosí	51.43	Baja California Sur	47.80	Tabasco	44.11	Cancún	49.91
Guanajuato	51.07	Durango	47.59	Guerrero	44.10	Guadalajara	49.78
Aguascalientes	50.39	Puebla	47.34			Ciudad Juárez	48.18
Jalisco	50.25	Morelos	47.14			Mexicali	47.39
Yucatán	49.32	Baja California	46.76			Puebla	47.13
Coahuila	49.21	Veracruz	46.30			Toluca	46.99
Chiapas	48.64	México	45.91				

PROFICIENCY BANDS ● Very High ● High ● Moderate ● Low ● Very Low

GENDER GAP











GENERATION GAP



MEXICO

COUNTRY PROFILE

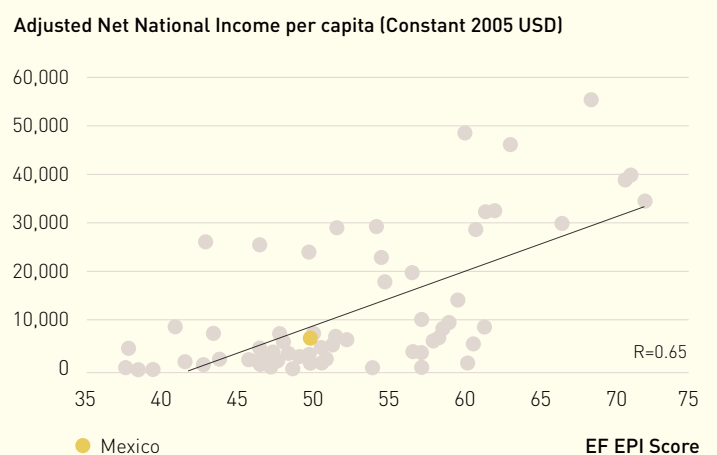
This brief country profile provides facts and figures that illustrate local conditions and challenges for English language education. Education spending refers to the percentage of total government expenditure dedicated to education. Internet penetration is the percentage of people in the country with access to the Internet.

	EF EPI Score Change from Last Year	-1.46 ↘
	TOEFL iBT/IELTS GT Scores	86; 6.1
	Mean Years of Schooling	8.5
	Education Spending	19.1%
	Gross National Income per capita	16,640 USD
	Population	121,736,809
	Internet Penetration	44.4%
	Languages	Spanish only 92.7%, Spanish and indigenous languages 5.7%

Sources: World Bank, CIA World Factbook, ETS, and IELTS

ENGLISH AND EARNING POWER

The EF EPI has consistently found correlations between English ability and earning power, quality of life, innovation, and a range of other social and economic indicators. This correlation graph shows a positive relationship between countries' English proficiency and their adjusted net income per capita.



Source: World Bank, 2014

ABOUT THE EF EPI

The EF English Proficiency Index (EF EPI) is the world's most comprehensive ranking of countries by adult English skills. This country fact sheet is a companion to the EF EPI sixth edition report. To read the full EF EPI report, with a ranking of 72 countries and territories, regional analyses, and demographic trends, visit www.ef.com/epi. The EF English Proficiency Index is published by EF Learning Labs, a division of EF Education First.

