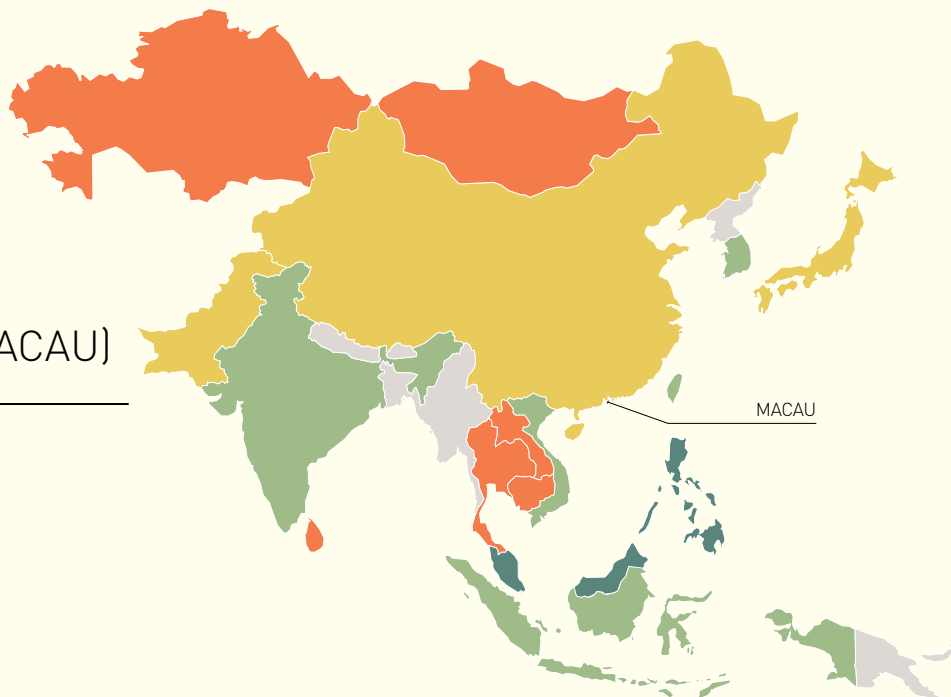


澳門

(MACAU)



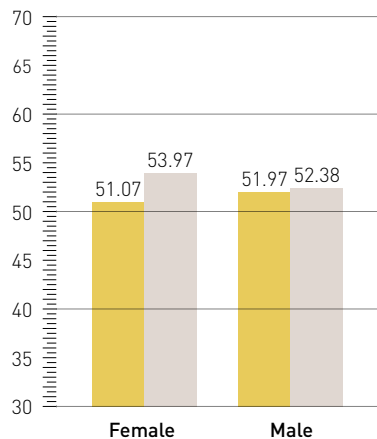
LOW PROFICIENCY
 EF EPI SCORE: 51.36
 #37 OUT OF 72 COUNTRIES

Country /Region	EF EPI	Country /Region	EF EPI	City	EF EPI
Singapore	63.52	Indonesia	52.94	Shanghai	55.54
Malaysia	60.70	Taiwan	52.82	Hong Kong	54.29
Philippines	60.33	Japan	51.69	Beijing	53.49
India	57.30	Macau	51.36	Tianjin	52.59
South Korea	54.87	China	50.94	Macau	51.36
Hong Kong	54.29	Pakistan	48.78	Chongqing	49.53
Vietnam	54.06				

PROFICIENCY BANDS ● Very High ● High ● Moderate ● Low ● Very Low

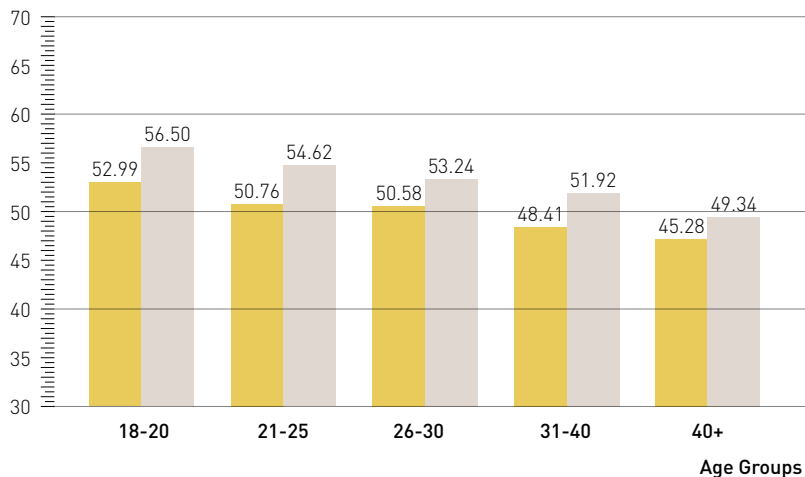
GENDER GAP

EF EPI Score



GENERATION GAP









EF EPI Score



MACAU

COUNTRY PROFILE

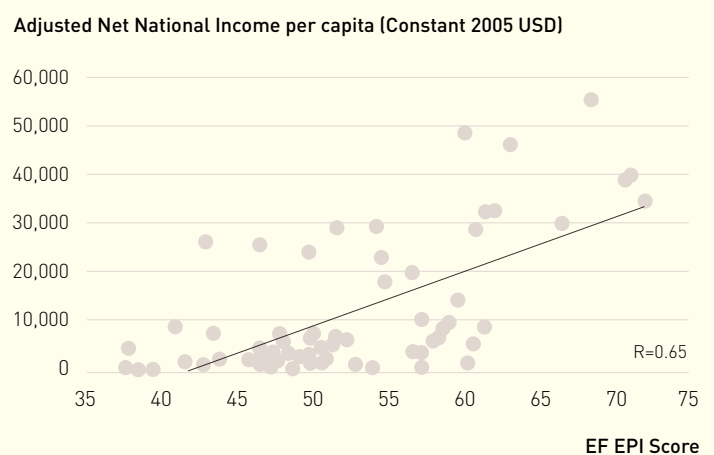
This brief country profile provides facts and figures that illustrate local conditions and challenges for English language education. Education spending refers to the percentage of total government expenditure dedicated to education. Internet penetration is the percentage of people in the country with access to the Internet.

	EF EPI Score Change from Last Year	N/A
	TOEFL iBT/IELTS GT Scores	77; N/A
	Mean Years of Schooling	N/A
	Education Spending	20.2%
	Gross National Income per capita	120,140 USD
	Population	592,731
	Internet Penetration	69.8%
	Languages	Cantonese 83.3%, Mandarin 5%, Hokkien 3.7%, English 2.3%, other Chinese dialects 2%, Tagalog 1.7%, other 1.3%

Sources: World Bank, CIA World Factbook, ETS, and IELTS

ENGLISH AND EARNING POWER

The EF EPI has consistently found correlations between English ability and earning power, quality of life, innovation, and a range of other social and economic indicators. This correlation graph shows a positive relationship between countries' English proficiency and their adjusted net income per capita.



Source: World Bank, 2014

ABOUT THE EF EPI

The EF English Proficiency Index (EF EPI) is the world's most comprehensive ranking of countries by adult English skills. This country fact sheet is a companion to the EF EPI sixth edition report. To read the full EF EPI report, with a ranking of 72 countries and territories, regional analyses, and demographic trends, visit www.ef.com/epi. The EF English Proficiency Index is published by EF Learning Labs, a division of EF Education First.

