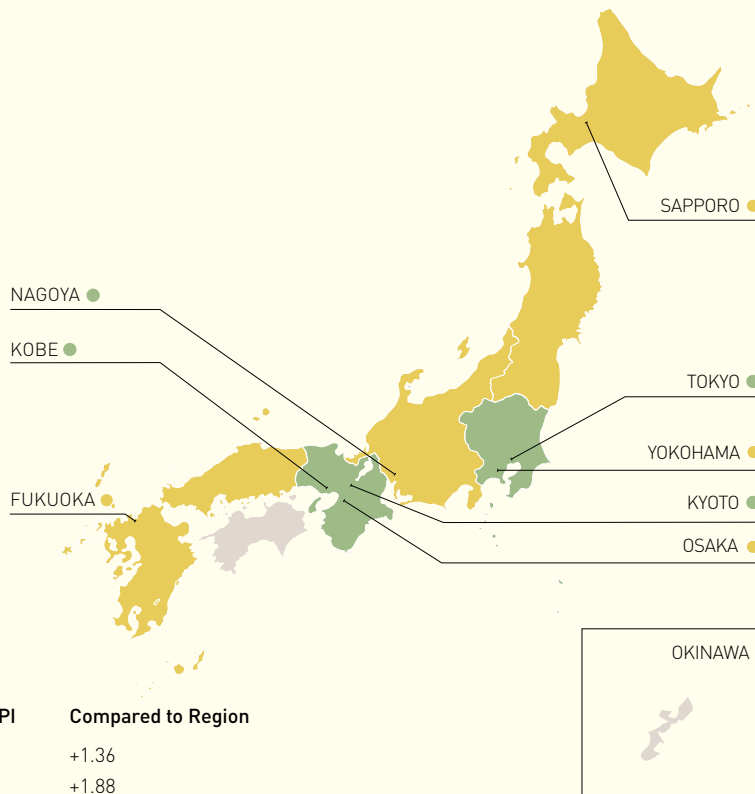


日本

(JAPAN)



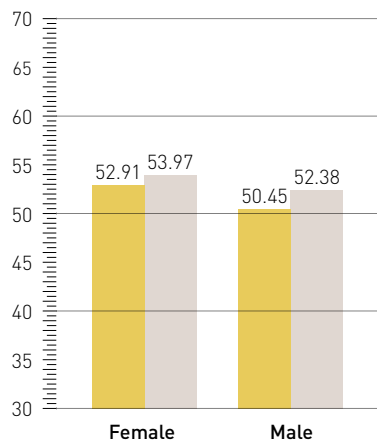
LOW PROFICIENCY
 EF EPI SCORE: 51.69
 #35 OUT OF 72 COUNTRIES

Region	EF EPI	City	EF EPI	Compared to Region
Kanto	53.45	Tokyo	54.81	+1.36
Kansai	52.63	Kobe	54.51	+1.88
Chubu	52.19	Kyoto	53.92	+1.29
Kyushu	51.67	Nagoya	53.11	+0.92
Chugoku	51.34	Osaka	52.18	-0.45
Tohoku	50.21	Sapporo	51.55	+2.09
Hokkaido	49.46	Yokohama	51.52	-1.93
		Fukuoka	51.43	-0.24

PROFICIENCY BANDS ● Very High ● High ● Moderate ● Low ● Very Low

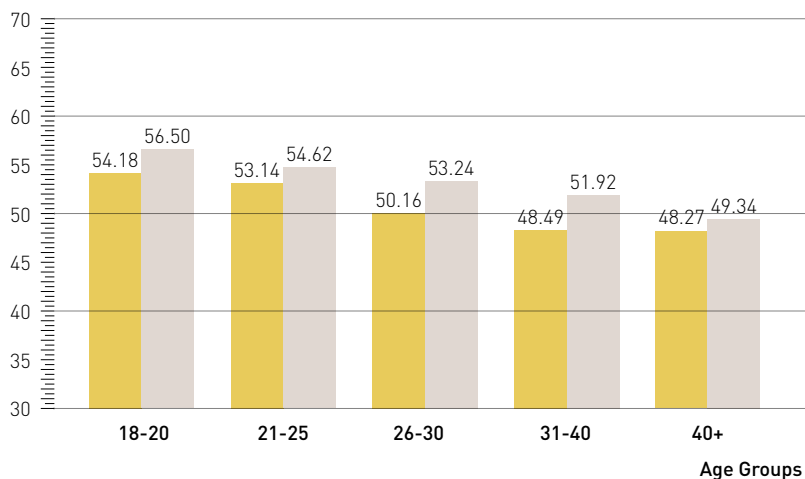
GENDER GAP

EF EPI Score



GENERATION GAP









EF EPI Score



JAPAN

COUNTRY PROFILE

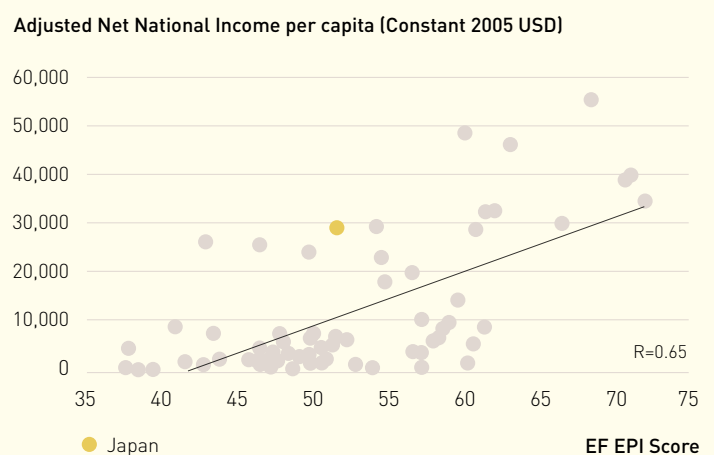
This brief country profile provides facts and figures that illustrate local conditions and challenges for English language education. Education spending refers to the percentage of total government expenditure dedicated to education. Internet penetration is the percentage of people in the country with access to the Internet.

	EF EPI Score Change from Last Year	-1.88 ↘
	TOEFL iBT/IELTS GT Scores	71; 5.6
	Mean Years of Schooling	11.5
	Education Spending	9.6%
	Gross National Income per capita	37,920 USD
	Population	126,919,659
	Internet Penetration	90.6%
	Language	Japanese

Sources: World Bank, CIA World Factbook, ETS, and IELTS

ENGLISH AND EARNING POWER

The EF EPI has consistently found correlations between English ability and earning power, quality of life, innovation, and a range of other social and economic indicators. This correlation graph shows a positive relationship between countries' English proficiency and their adjusted net income per capita.



Source: World Bank, 2014

ABOUT THE EF EPI

The EF English Proficiency Index (EF EPI) is the world's most comprehensive ranking of countries by adult English skills. This country fact sheet is a companion to the EF EPI sixth edition report. To read the full EF EPI report, with a ranking of 72 countries and territories, regional analyses, and demographic trends, visit www.ef.com/epi. The EF English Proficiency Index is published by EF Learning Labs, a division of EF Education First.

