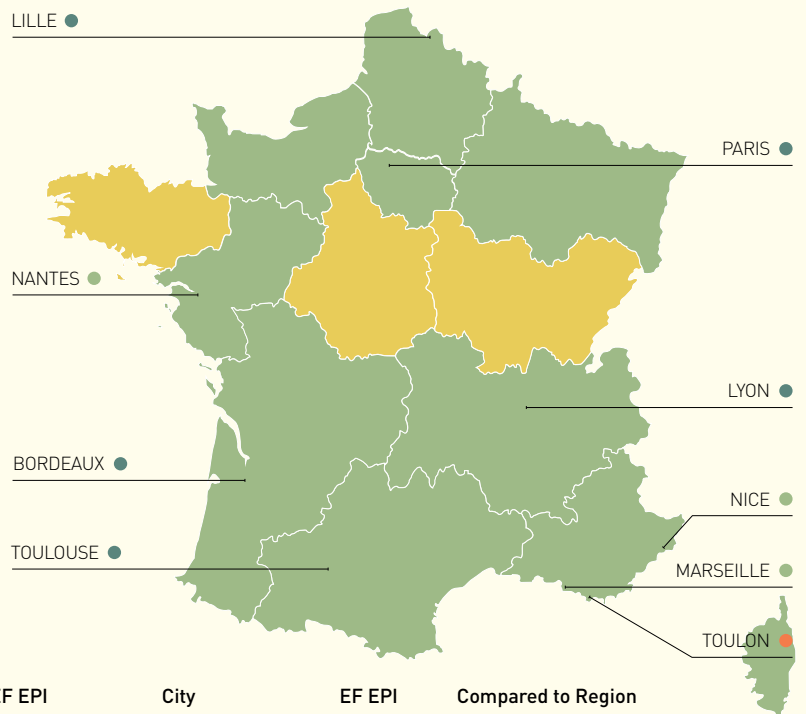


France

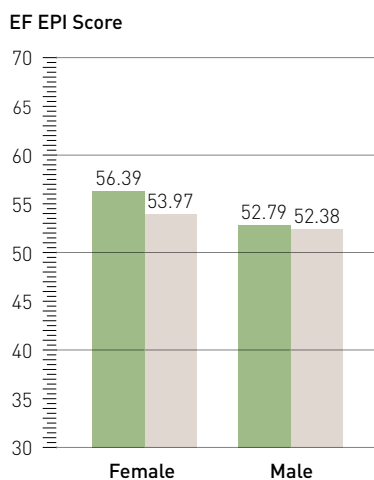
MODERATE PROFICIENCY
 EF EPI SCORE: 54.33
 #29 OUT OF 72 COUNTRIES



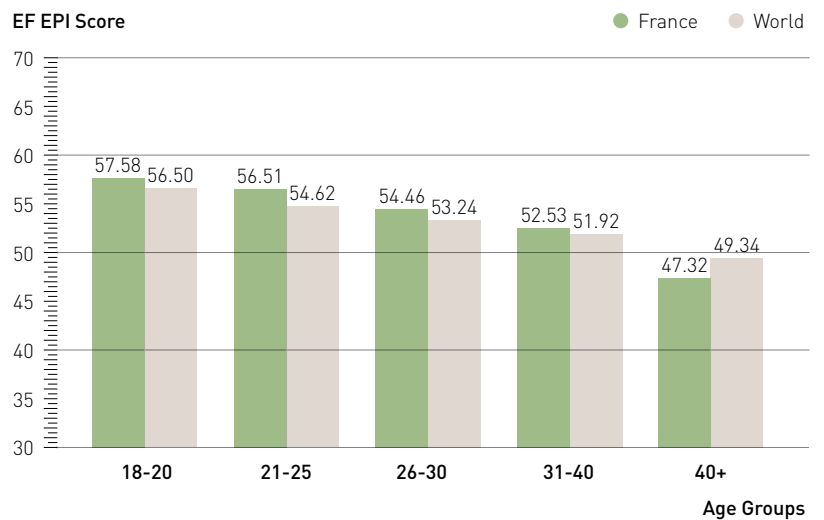
Rgion	EF EPI	Region	EF EPI	City	EF EPI	Compared to Region
Île-de-France	56,22	Provence-Alpes-Côte d'Azur	52,97	Bordeaux	60.67	+7.37
Pays de la Loire	54,58	Bretagne	52,21	Lille	60.62	+6.65
Grand Est	54,51	Centre & Val de Loire	51,69	Paris	59.79	+3.57
Corse	54,42	Bourgogne-Franche-Comté	50,77	Lyon	59.43	+5.23
Auvergne-Rhône-Alpes	54,20			Toulouse	59.31	+5.40
Hauts-de-France	53,97			Nantes	56.89	+2.31
Occitanie	53,91			Marseille	56.25	+3.28
Normandie	53,89			Nice	56.25	+3.28
Nouvelle Aquitaine	53,30			Toulon	47.31	-5.66

PROFICIENCY BANDS ● Very High ● High ● Moderate ● Low ● Very Low

GENDER GAP











GENERATION GAP



FRANCE

COUNTRY PROFILE

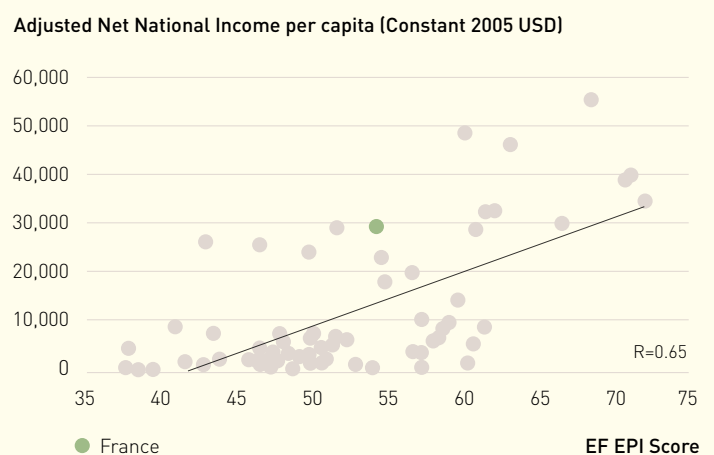
This brief country profile provides facts and figures that illustrate local conditions and challenges for English language education. Education spending refers to the percentage of total government expenditure dedicated to education. Internet penetration is the percentage of people in the country with access to the Internet.

	EF EPI Score Change from Last Year	+2.49 ↑
	TOEFL iBT/IELTS GT Scores	88; 6.7
	Mean Years of Schooling	11.1
	Education Spending	9.7%
	Gross National Income per capita	39,610 USD
	Population	66,553,766
	Internet Penetration	83.8%
	Language	French (official) 100%

Sources: World Bank, CIA World Factbook, ETS, and IELTS

ENGLISH AND EARNING POWER

The EF EPI has consistently found correlations between English ability and earning power, quality of life, innovation, and a range of other social and economic indicators. This correlation graph shows a positive relationship between countries' English proficiency and their adjusted net income per capita.



Source: World Bank, 2014

ABOUT THE EF EPI

The EF English Proficiency Index (EF EPI) is the world's most comprehensive ranking of countries by adult English skills. This country fact sheet is a companion to the EF EPI sixth edition report. To read the full EF EPI report, with a ranking of 72 countries and territories, regional analyses, and demographic trends, visit www.ef.com/epi. The EF English Proficiency Index is published by EF Learning Labs, a division of EF Education First.

