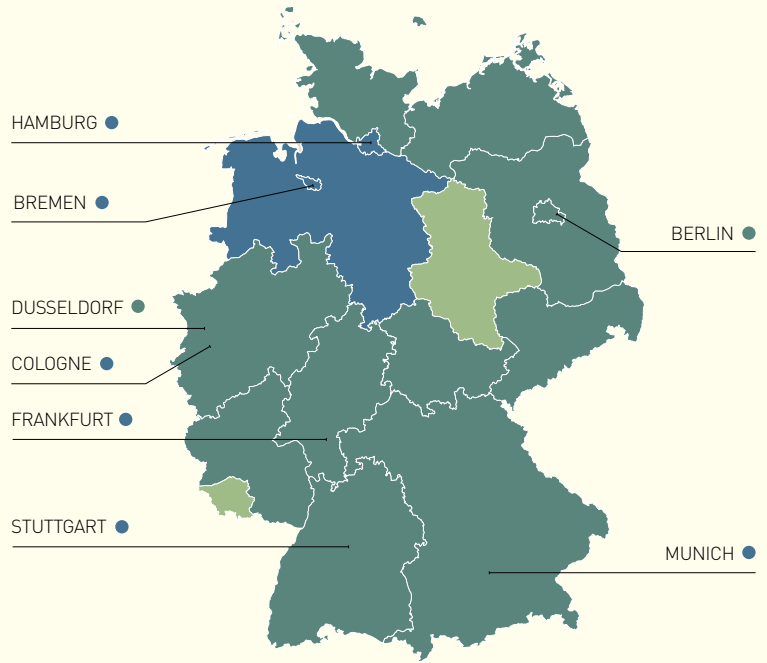


Deutschland (GERMANY)

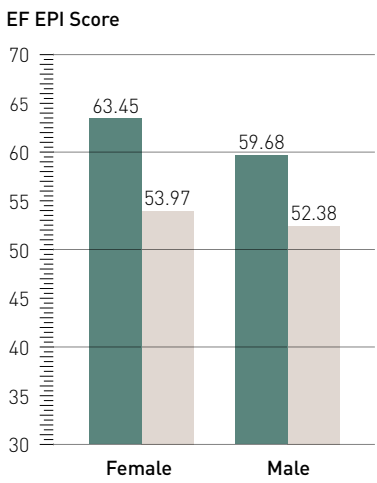


HIGH PROFICIENCY
EF EPI SCORE: 61.58
#9 OUT OF 72 COUNTRIES

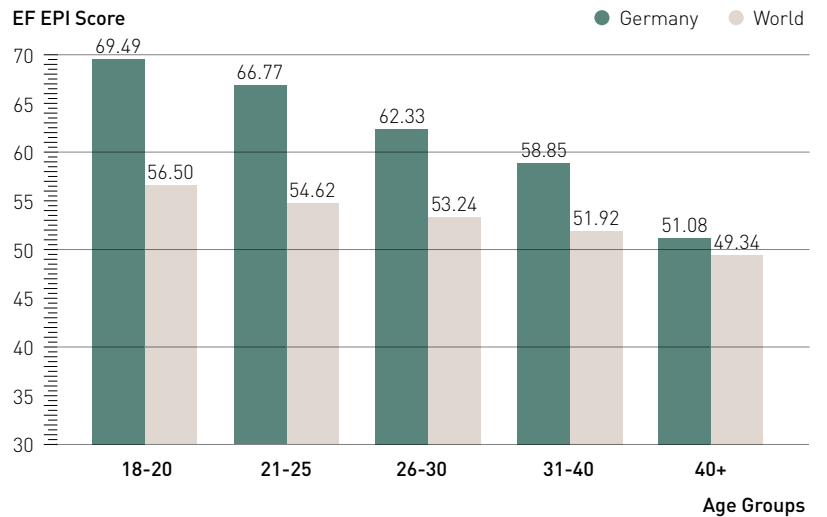
Region	EF EPI	Region	EF EPI	City	EF EPI	Compared to Region
Hamburg	64.86	Hesse	60.92	Hamburg	64.86	+0.00
Bremen	64.20	Saxony	59.84	Bremen	64.20	+0.00
Lower Saxony	62.97	Mecklenburg-Vorpommern	58.46	Cologne	64.17	+2.26
Baden-Württemberg	62.47	Thuringia	57.63	Munich	63.61	+2.02
Berlin	62.08	Saxony-Anhalt	57.17	Frankfurt	63.31	+2.39
Brandenburg	62.06	Saarland	56.14	Stuttgart	63.17	+0.70
Schleswig-Holstein	62.01			Berlin	62.08	+0.00
North Rhine-Westphalia	61.91			Dusseldorf	62.02	+0.11
Bavaria	61.59					
Rhineland-Palatinate	61.16					

PROFICIENCY BANDS ● Very High ● High ● Moderate ● Low ● Very Low

GENDER GAP











GENERATION GAP



GERMANY

COUNTRY PROFILE

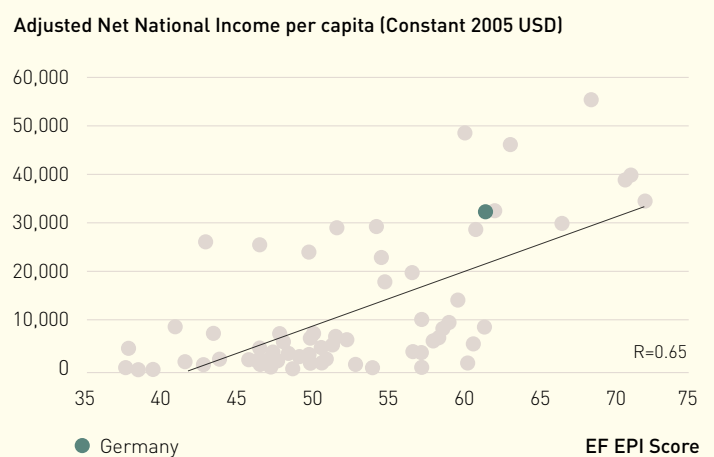
This brief country profile provides facts and figures that illustrate local conditions and challenges for English language education. Education spending refers to the percentage of total government expenditure dedicated to education. Internet penetration is the percentage of people in the country with access to the Internet.

	EF EPI Score Change from Last Year	-0.25 ↘
	TOEFL iBT/IELTS GT Scores	97; 7.0
	Mean Years of Schooling	13.1
	Education Spending	11.0%
	Gross National Income per capita	46,850 USD
	Population	80,854,408
	Internet Penetration	86.2%
	Language	German (official)

Sources: World Bank, CIA World Factbook, ETS, and IELTS

ENGLISH AND EARNING POWER

The EF EPI has consistently found correlations between English ability and earning power, quality of life, innovation, and a range of other social and economic indicators. This correlation graph shows a positive relationship between countries' English proficiency and their adjusted net income per capita.



Source: World Bank, 2014

ABOUT THE EF EPI

The EF English Proficiency Index (EF EPI) is the world's most comprehensive ranking of countries by adult English skills. This country fact sheet is a companion to the EF EPI sixth edition report. To read the full EF EPI report, with a ranking of 72 countries and territories, regional analyses, and demographic trends, visit www.ef.com/epi. The EF English Proficiency Index is published by EF Learning Labs, a division of EF Education First.

