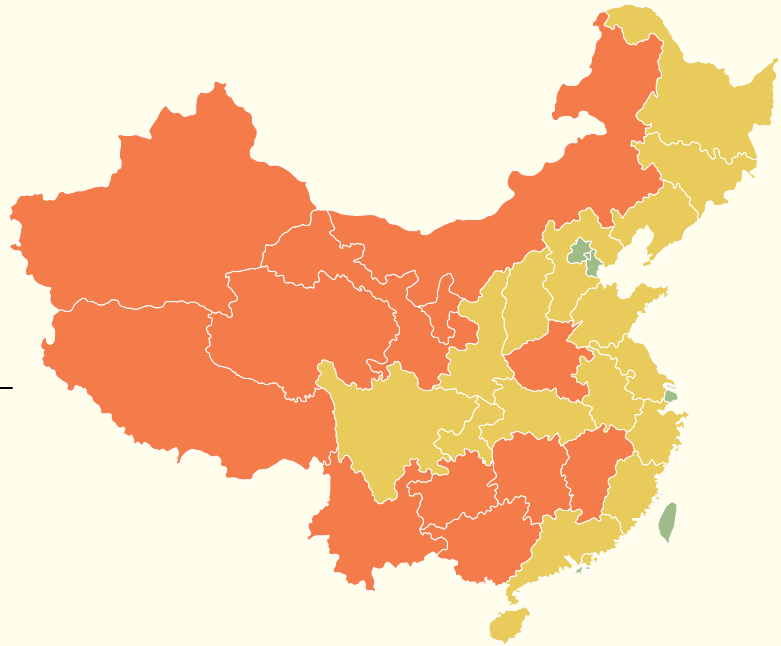


中国

(CHINA)



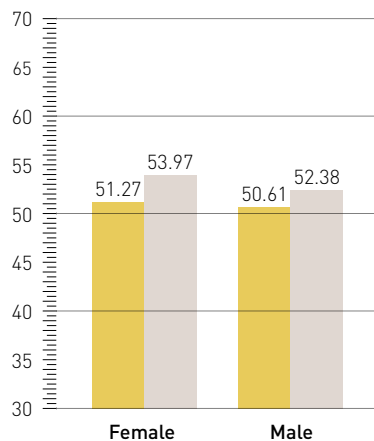
LOW PROFICIENCY
 EF EPI SCORE: 50.94
#39 OUT OF 72 COUNTRIES
 AND TERRITORIES

Region	EF EPI	Region	EF EPI	Region	EF EPI	City	EF EPI
Shanghai	55.54	Shandong	50.85	Guangxi	48.27	Nanjing	52.48
Hong Kong	54.29	Hubei	50.82	Henan	48.19	Wuhan	51.11
Beijing	53.49	Hebei	50.75	Hunan	47.71	Shenzhen	50.98
Taiwan	52.82	Heilongjiang	50.33	Gansu	47.10	Guangzhou	50.92
Tianjin	52.59	Shaanxi	49.83	Ningxia	46.79	Xi'an	50.24
Jiangsu	51.75	Chongqing	49.53	Xizang	46.43	Chengdu	49.08
Jilin	51.75	Anhui	49.45	Nei Mongol	46.42	Hangzhou	49.04
Macau	51.36	Hainan	49.31	Xinjiang	46.38		
Guangdong	51.08	Shanxi	48.92	Guizhou	45.70		
Zhejiang	51.02	Sichuan	48.77	Yunnan	45.69		
Fujian	50.96	Jiangxi	48.34				
Liaoning	50.89	Qinghai	48.29				

PROFICIENCY BANDS ● Very High ● High ● Moderate ● Low ● Very Low

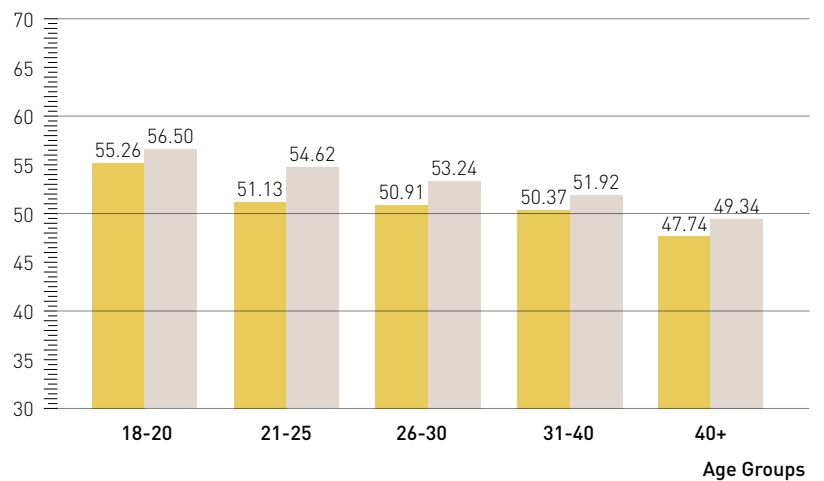
GENDER GAP

EF EPI Score



GENERATION GAP









EF EPI Score



CHINA

COUNTRY PROFILE

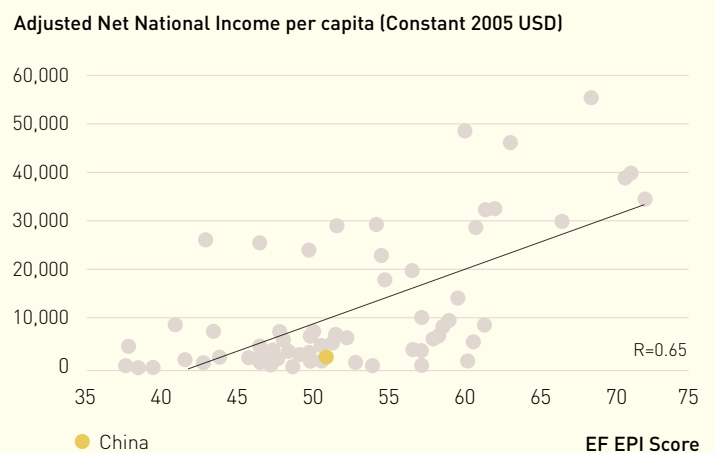
This brief country profile provides facts and figures that illustrate local conditions and challenges for English language education. Education spending refers to the percentage of total government expenditure dedicated to education. Internet penetration is the percentage of people in the country with access to the Internet.

	EF EPI Score Change from Last Year	+1.53 ↗
	TOEFL iBT / IELTS GT Scores	78; 6.0
	Mean Years of Schooling	7.5
	Education Spending	12.6%
	Gross National Income per capita	13,170 USD
	Population	1,367,485,388
	Internet Penetration	49.3%
	Languages	Mandarin (official), Cantonese, Shanghainese, Fuzhou, Hokkien-Taiwanese, Xiang, Gan, Hakka dialects, minority languages

Sources: World Bank, CIA World Factbook, ETS, and IELTS

ENGLISH AND EARNING POWER

The EF EPI has consistently found correlations between English ability and earning power, quality of life, innovation, and a range of other social and economic indicators. This correlation graph shows a positive relationship between countries' English proficiency and their adjusted net income per capita.



Source: World Bank, 2014

ABOUT THE EF EPI

The EF English Proficiency Index (EF EPI) is the world's most comprehensive ranking of countries by adult English skills. This country fact sheet is a companion to the EF EPI sixth edition report. To read the full EF EPI report, with a ranking of 72 countries and territories, regional analyses, and demographic trends, visit www.ef.com/epi. The EF English Proficiency Index is published by EF Learning Labs, a division of EF Education First.

