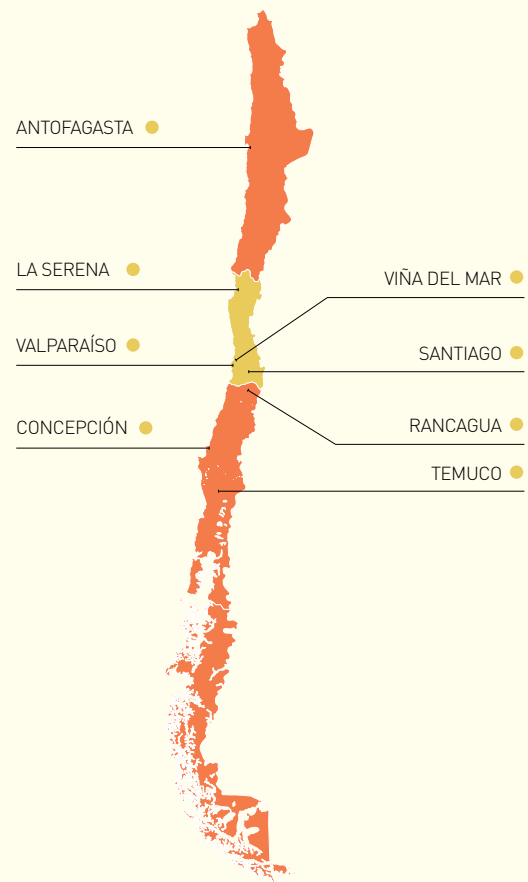


# Chile

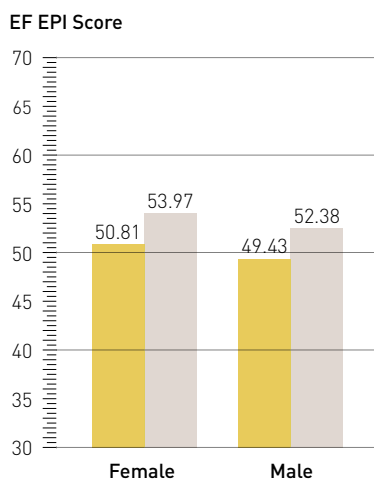
**LOW PROFICIENCY**  
 EF EPI SCORE: 50.10  
 #42 OUT OF 72 COUNTRIES



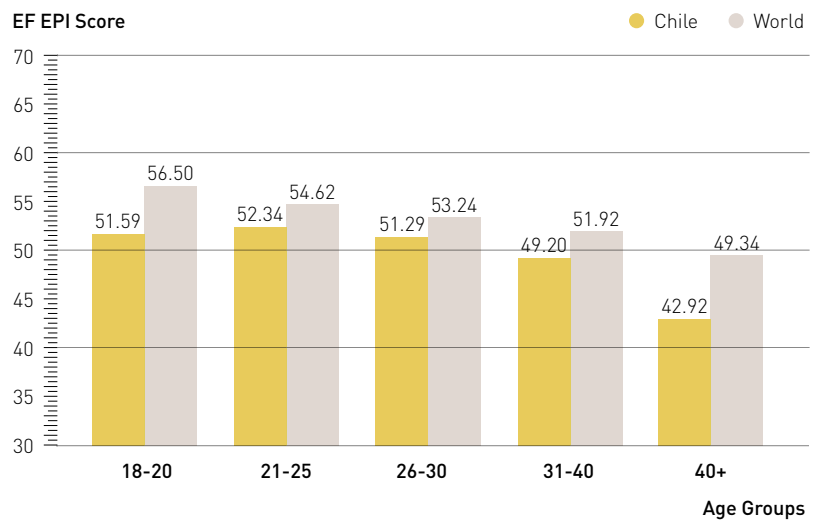
Region	EF EPI	City	EF EPI
Central	50.58	Concepción	52.09
South	48.28	La Serena	51.83
North	47.91	Viña del Mar	51.74
		Santiago	51.34
		Rancagua	49.94
		Temuco	49.46
		Antofagasta	49.32
		Valparaíso	49.21

PROFICIENCY BANDS ● Very High ● High ● Moderate ● Low ● Very Low

## GENDER GAP











## GENERATION GAP



# CHILE

## COUNTRY PROFILE

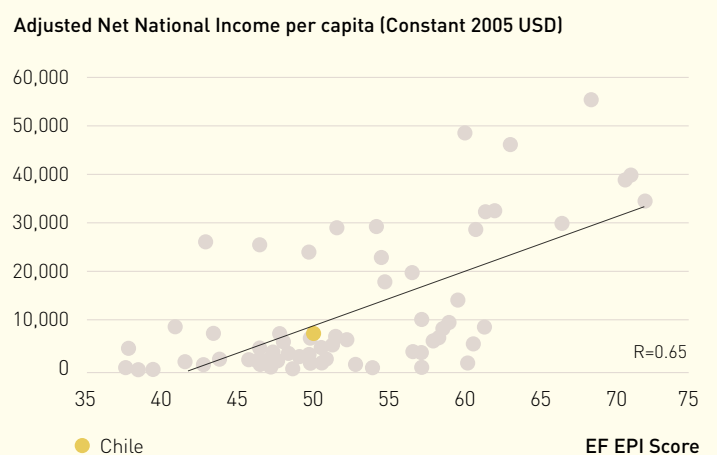
This brief country profile provides facts and figures that illustrate local conditions and challenges for English language education. Education spending refers to the percentage of total government expenditure dedicated to education. Internet penetration is the percentage of people in the country with access to the Internet.

	<b>EF EPI Score Change from Last Year</b>	-1.78 ↘
	<b>TOEFL iBT / IELTS GT Scores</b>	83; N/A
	<b>Mean Years of Schooling</b>	9.8
	<b>Education Spending</b>	19.3%
	<b>Gross National Income per capita</b>	21,580 USD
	<b>Population</b>	17,508,260
	<b>Internet Penetration</b>	72.4%
	<b>Languages</b>	Spanish 99.5% (official), English 10.2%, indigenous 1% (includes Mapudungun, Aymara, Quechua, Rapa Nui), other 2.3%

Sources: World Bank, CIA World Factbook, ETS, and IELTS

## ENGLISH AND EARNING POWER

The EF EPI has consistently found correlations between English ability and earning power, quality of life, innovation, and a range of other social and economic indicators. This correlation graph shows a positive relationship between countries' English proficiency and their adjusted net income per capita.



Source: World Bank, 2014

## ABOUT THE EF EPI

The EF English Proficiency Index (EF EPI) is the world's most comprehensive ranking of countries by adult English skills. This country fact sheet is a companion to the EF EPI sixth edition report. To read the full EF EPI report, with a ranking of 72 countries and territories, regional analyses, and demographic trends, visit [www.ef.com/epi](http://www.ef.com/epi). The EF English Proficiency Index is published by EF Learning Labs, a division of EF Education First.

