

Suisse Schweiz Svizzera

(SWITZERLAND)

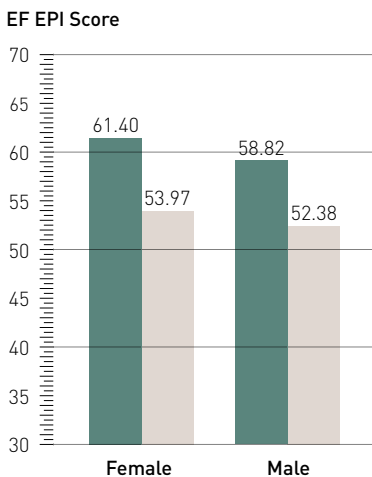


HIGH PROFICIENCY
EF EPI SCORE: 60.17
#14 OUT OF 72 COUNTRIES

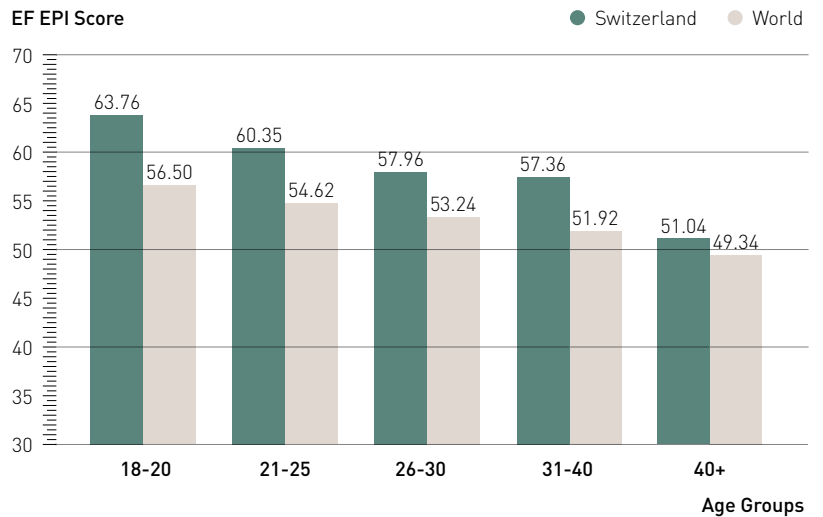
Region	EF EPI	City	EF EPI	Compared to Region
Zürich	62.33	Zürich	65.51	+3.18
Northwestern Switzerland	60.73	Winterthur	64.11	+1.78
Eastern Switzerland	60.01	Geneva	63.85	+5.80
Central Switzerland	59.96	Bern	61.27	+1.37
Espace Mittelland	59.90	Basel	60.27	-0.46
Ticino	59.76	Lausanne	58.64	+0.59
Région lémanique	58.05			

PROFICIENCY BANDS ● Very High ● High ● Moderate ● Low ● Very Low

GENDER GAP











GENERATION GAP



SWITZERLAND

COUNTRY PROFILE

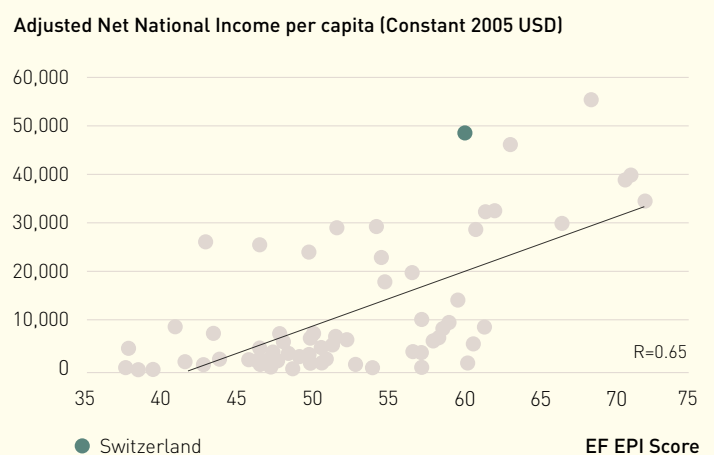
This brief country profile provides facts and figures that illustrate local conditions and challenges for English language education. Education spending refers to the percentage of total government expenditure dedicated to education. Internet penetration is the percentage of people in the country with access to the Internet.

	EF EPI Score Change from Last Year	+1.74 ↗
	TOEFL iBT/IELTS GT Scores	98; N/A
	Mean Years of Schooling	12.8
	Education Spending	16.1%
	Gross National Income per capita	N/A
	Population	8,121,830
	Internet Penetration	87.0%
	Languages	German (official) 63.5%, French (official) 22.5%, Italian (official) 8.1%, English 4.4%, Portuguese 3.4%, Albanian 3.1%, Serbo-Croatian 2.5%, Spanish 2.2%

Sources: World Bank, CIA World Factbook, ETS, and IELTS

ENGLISH AND EARNING POWER

The EF EPI has consistently found correlations between English ability and earning power, quality of life, innovation, and a range of other social and economic indicators. This correlation graph shows a positive relationship between countries' English proficiency and their adjusted net income per capita.



Source: World Bank, 2014

ABOUT THE EF EPI

The EF English Proficiency Index (EF EPI) is the world's most comprehensive ranking of countries by adult English skills. This country fact sheet is a companion to the EF EPI sixth edition report. To read the full EF EPI report, with a ranking of 72 countries and territories, regional analyses, and demographic trends, visit www.ef.com/epi. The EF English Proficiency Index is published by EF Learning Labs, a division of EF Education First.

